



**Data form for critical components and material information**

Applicant name and address..... :	Sunpal Power Co., Ltd. (109669) Room 301, 3 / F Xincheng Electric Power Building 398 Ganquan Road, Shushan District 230088 Hefei City, Anhui Province PEOPLE'S REPUBLIC OF CHINA
Manufacturer name and address . :	Sunpal Power Co., Ltd. (109669) Room 301, 3 / F Xincheng Electric Power Building 398 Ganquan Road, Shushan District 230088 Hefei City, Anhui Province PEOPLE'S REPUBLIC OF CHINA
Name and address of factory / factories..... :	Wuxi Sunket New Energy Technology Co., Ltd.(116477) 888# Qinghong Road, Delin Industry Park, E'hu Town 214117 Wuxi, Jiangsu PEOPLE'S REPUBLIC OF CHINA
Project-No./Report-No. .... :	701262416801-00
Test item description..... :	See the corresponding test report
Model/Type reference ..... :	182x91 Topcon a)156 cells module: SKTxxxM10-156D5, xxx=590~630, in steps of 5, SKTxxxM10-156D4, xxx=590~630, in steps of 5, SKTxxxM10-156D3, xxx=590~630, in steps of 5, b)144 cells module: SKTxxxM10-144D5, xxx=545~585, in steps of 5, SKTxxxM10-144D4, xxx=545~585, in steps of 5, SKTxxxM10-144D3, xxx=545~585, in steps of 5, c)132 cells module: SKTxxxM10-132D5, xxx=500~535, in steps of 5, SKTxxxM10-132D4, xxx=500~535, in steps of 5, SKTxxxM10-132D3, xxx=500~535, in steps of 5, d)120 cells module: SKTxxxM10-120D5, xxx=455~485, in steps of 5, SKTxxxM10-120D4, xxx=455~485, in steps of 5, SKTxxxM10-120D3, xxx=455~485, in steps of 5, e)108 cells module: SKTxxxM10-108D5, xxx=410~440, in steps of 5, SKTxxxM10-108D4, xxx=410~440, in steps of 5, SKTxxxM10-108D6, xxx=410~430, in steps of 5, f) 60 cells modules: SKTxxxM10-60D5, xxx=230~240, in steps of 5,

Doc No.: 168870 Revision: 4 - released





**Data form for critical components and material information**

	<p>g) 48 cells modules: SKTxxxM10-48D5, xxx=180~190, in steps of 5,</p> <p>h) 36 cells modules: SKTxxxM10-36D5, xxx=135~145, in steps of 5,</p> <p>i) 24 cells modules: SKTxxxM10-24D5, xxx=090~100, in steps of 5,</p> <p>j) 12 cells modules: SKTxxxM10-12D5, xxx=45~50, in steps of 5,</p> <p>k) 72 cells modules: SKTxxxM10-72D5, xxx=275~290, in steps of 5,</p> <p>l) 64 cells modules: SKTxxxM10-64D5, xxx=250~255, in steps of 5,</p> <p>m) 56 cells module: SKTxxxM10-56D5, xxx=215~220, in steps of 5,</p> <p>n)40 cells modules: SKTxxxM10-40D5, xxx=150~160, in steps of 5,</p> <p>o)32 cells modules: SKTxxxM10-32D5, xxx=120~125, in steps of 5,</p> <p>p) 16 cells modules: SKTxxxM10-16D5, xxx=60</p> <p>s) 42 cells modules: SKTxxxM10-42D4, xxx=165~175, in steps of 5,</p> <p>158.75x79.38 PERC</p> <p>q) 28 cells modules: SKTxxxM10-28D4, xxx=65~75, in steps of 5,</p> <p>182x91 PERC</p> <p>r) SKTxxxM10-42D4, xxx=150~160, in steps of 5,</p> <p>D3&amp;D4&amp;D5 represent different module names D6 represent glass with black glaze on intersurface</p> <p>Co-license types: SPxxxM-78H, xxx=590-630, in steps of 5 (identical to SKTxxxM10-156D4, xxx=590-630, in steps of 5), SPxxxM-72H, xxx=545-585, in steps of 5 (identical to SKTxxxM10-144D4, xxx=545-585, in steps of 5), SPxxxM-66H, xxx=500-535, in steps of 5 (identical to SKTxxxM10-132D4, xxx=500-535, in steps of 5),</p>
--	--

Doc No.: 168870 Revision: 4 - released





Data form for critical components and material information

	<p>SPxxxM-60H, xxx=455-485, in steps of 5 (identical to SKTxxxM10-120D4, xxx=455-485, in steps of 5),</p> <p>SPxxxM-54H, xxx=410-440, in steps of 5 (identical to SKTxxxM10-108D4, xxx=410-440, in steps of 5),</p> <p>SPxxxM-60, xxx=230-240, in steps of 5 (identical to SKTxxxM10-60D5, xxx=230-240, in steps of 5),</p> <p>SPxxxM-48, xxx=180-190, in steps of 5 (identical to SKTxxxM10-48D5, xxx=180-190, in steps of 5),</p> <p>SPxxxM-36, xxx=135-145, in steps of 5 (identical to SKTxxxM10-36D5, xxx=135-145, in steps of 5),</p> <p>SPxxxM-24, xxx=90-100, in steps of 5 (identical to SKTxxxM10-24D5, xxx=90-100, in steps of 5),</p> <p>SPxxxM-12, xxx=45-50, in steps of 5 (identical to SKTxxxM10-12D5, xxx=45-50, in steps of 5),</p> <p>SPxxxM-72, xxx=275-290, in steps of 5 (identical to SKTxxxM10-72D5, xxx=275-290, in steps of 5),</p> <p>SPxxxM-64, xxx=250-255, in steps of 5 (identical to SKTxxxM10-64D5, xxx=250-255, in steps of 5),</p> <p>SPxxxM-56, xxx=215-220, in steps of 5 (identical to SKTxxxM10-56D5, xxx=215-220, in steps of 5),</p> <p>SPxxxM-40, xxx=150-160, in steps of 5 (identical to SKTxxxM10-40D5, xxx=150-160, in steps of 5),</p> <p>SPxxxM-32, xxx=120-125, in steps of 5 (identical to SKTxxxM10-32D5, xxx=120-125, in steps of 5),</p> <p>SPxxxM-16, xxx=60 (identical to SKTxxxM10-16D5, xxx=60),</p> <p>SPxxxM-28, xxx=65-75, in steps of 5 (identical to SKTxxxM10-28D4, xxx=65-75, in steps of 5),</p> <p>SPxxxM-42, xxx=150-175, in steps of 5 (identical to SKTxxxM10-42D4, xxx=150-175, in steps of 5),</p> <p>xxx is standing for rated output power at STC</p>
Device type .....	Mono-crystalline Silicon Photovoltaic (PV) Module

Ratings .....	See below electrical parameter table
Overvoltage category .....	<input type="checkbox"/> I / <input type="checkbox"/> II / <input checked="" type="checkbox"/> III / <input type="checkbox"/> IV / <input type="checkbox"/> N/A
Pollution degree .....	<input checked="" type="checkbox"/> 1 / <input type="checkbox"/> 2 / <input type="checkbox"/> 3 / <input type="checkbox"/> 4 / <input type="checkbox"/> N/A
Class of protection .....	<input type="checkbox"/> Class I (PE connected) <input checked="" type="checkbox"/> Class II (isolated) <input type="checkbox"/> Class III <input type="checkbox"/> Others: <input type="checkbox"/> N/A

Doc No.: 168870 Revision: 4 - released





**Data form for critical components and material information**

Product with functional earthing ..... :	<input type="checkbox"/> Yes <input checked="" type="checkbox"/> N/A
Environmental conditions / Maximum ambient temperature (°C)..... :	-40~+40
Equipment mobility / Classification of installation and use..... :	<input type="checkbox"/> transportable / <input type="checkbox"/> portable / <input type="checkbox"/> stationary / <input type="checkbox"/> mobile / <input type="checkbox"/> fixed / <input checked="" type="checkbox"/> permanently installed / <input type="checkbox"/> hand-held / <input type="checkbox"/> body-worn / <input type="checkbox"/> building-in / <input checked="" type="checkbox"/> Others: ≤2000 m above sea level
Overall size of equipment (mm) .... :	a) 2464x1134x35 b) 2278x1134x35/30 c) 2094x1134x35/30 d) 1909x1134x35/30 e) 1722x1134x35/30 f) 985x1134x35/30 g) 800x1134x35/30 h) 615x1134x35/30 i) 430x1134x35/30 j) 245x1134x35/30 k) 1190x1134x35/30 l) 1540x770x35/30 m) 1355x770x35/30 n) 985x770x35/30 o) 800x770x35/30 p) 430x770x35/30 q) 1190x356x6 r)s) 2011x415x6
Mass of equipment (kg)..... :	a) 34.6(approx) b) 32.0(approx) c) 29.5(approx) d) 29.0(approx) e) 23.4(approx) f) 13.39(approx) g) 10.87(approx) h) 8.36(approx) i) 7.03(approx) j) 5.75(approx) k) 16.2(approx) l) 14.21(approx)

Doc No.: 168870 Revision: 4 - released





Data form for critical components and material information

	m) 12.5(approx) n) 9.09(approx) o) 7.38(approx) p) 3.97(approx) q)6.5(approx) r)s)13.5(approx)
Data communication ports: <input checked="" type="checkbox"/> N/A	
Wired ports ..... :	<input checked="" type="checkbox"/> N/A <input type="checkbox"/> USB <input type="checkbox"/> LAN <input type="checkbox"/> DALI <input type="checkbox"/> other:
Wireless ports ..... :	<input checked="" type="checkbox"/> N/A <input type="checkbox"/> Wifi <input type="checkbox"/> Bluetooth <input type="checkbox"/> NFC <input type="checkbox"/> 4G/LTE <input type="checkbox"/> 5G <input type="checkbox"/> Other:
Data Storage/ Processing ..... :	<input checked="" type="checkbox"/> N/A <input type="checkbox"/> Local <input type="checkbox"/> Cloud

Additional IEC 60601-1 / EN 60601-1 / ANSI/AAMI ES60601-1 / CAN/CSA-C22.2 No. 60601-1: <input checked="" type="checkbox"/> N/A	
Applied part type ..... :	<input type="checkbox"/> B <input type="checkbox"/> BF <input type="checkbox"/> CF <input type="checkbox"/> Defibrillation-Proof <input checked="" type="checkbox"/> No AP
Software Version..... :	N/A

General product information and other remarks:						
Main label / Warning Markings:	<table border="1"> <tr> <td rowspan="2">                       Wuxi Sunket New Energy Technology Co.,Ltd.  </td> <td> <b>Module Type:SKT610M10-156D5</b> DOUBLE GLASS BIFACIAL TOPCON SOLAR PV MODULE                      Rated Power(Pmpp) 610W                      Power Sorting 0~+5W                      Voltage at Pmax(Vmp) 45.61V                      Current at Pmax(Imp) 13.38A                      Open Circuit Voltage(Voc) 55.31V                      Short Circuit Current(Isc) 14.03A                      Tested at STC: 1000W/m², AM1.5, Cell temperature 25°C                 </td> <td>                     PV Module classification CLASS II                      Maximum System Voltage 1500V                      Maximum Series Fuse Rating 30A                      Pmax/Voc/Isc Tolerance ±3%                      Dimensions: 2464×1134×35mm                 </td> </tr> <tr> <td colspan="2">                       Wuxi Sunket New Energy Technology Co.,Ltd.  </td> </tr> </table>	 Wuxi Sunket New Energy Technology Co.,Ltd. 	<b>Module Type:SKT610M10-156D5</b> DOUBLE GLASS BIFACIAL TOPCON SOLAR PV MODULE Rated Power(Pmpp) 610W Power Sorting 0~+5W Voltage at Pmax(Vmp) 45.61V Current at Pmax(Imp) 13.38A Open Circuit Voltage(Voc) 55.31V Short Circuit Current(Isc) 14.03A Tested at STC: 1000W/m², AM1.5, Cell temperature 25°C	PV Module classification CLASS II Maximum System Voltage 1500V Maximum Series Fuse Rating 30A Pmax/Voc/Isc Tolerance ±3% Dimensions: 2464×1134×35mm	 Wuxi Sunket New Energy Technology Co.,Ltd. 	
	 Wuxi Sunket New Energy Technology Co.,Ltd. 		<b>Module Type:SKT610M10-156D5</b> DOUBLE GLASS BIFACIAL TOPCON SOLAR PV MODULE Rated Power(Pmpp) 610W Power Sorting 0~+5W Voltage at Pmax(Vmp) 45.61V Current at Pmax(Imp) 13.38A Open Circuit Voltage(Voc) 55.31V Short Circuit Current(Isc) 14.03A Tested at STC: 1000W/m², AM1.5, Cell temperature 25°C	PV Module classification CLASS II Maximum System Voltage 1500V Maximum Series Fuse Rating 30A Pmax/Voc/Isc Tolerance ±3% Dimensions: 2464×1134×35mm		
		 Wuxi Sunket New Energy Technology Co.,Ltd. 				
<table border="1"> <tr> <td rowspan="2">                       www.sunpalpower.com  </td> <td> <b>SP430M-54H</b>                      Open Circuit Voltage (Voc): 38.72V                      Short Circuit Current (Isc): 14.25A                      Maximum Power (Pmax): 430W                      MPP Voltage (Vmp): 32.34V                      Isc &amp; Voc tolerance: ±3%                 </td> <td>                     MPP Current (Imp): 13.30A                      Maximum Over current protection rating: 30A                      Maximum System Voltage: 1500VDC                      Power tolerance: ±3%                      Power Sorting: 0~+5W                      PV Module Classification: Class II                 </td> </tr> <tr> <td colspan="2">                     Electrical Rating At STC 1000W/m²; AM1.5; Cell temperature: 25 °C                      Sunpal Power Co., Ltd. Add: Room 301, 3 / F Xincheng Electric Power Building 398 Ganquan Road, Shushan District 230088 Hefei City, Anhui Province PEOPLE'S REPUBLIC OF CHINA  </td> </tr> </table>	 www.sunpalpower.com 	<b>SP430M-54H</b> Open Circuit Voltage (Voc): 38.72V Short Circuit Current (Isc): 14.25A Maximum Power (Pmax): 430W MPP Voltage (Vmp): 32.34V Isc & Voc tolerance: ±3%	MPP Current (Imp): 13.30A Maximum Over current protection rating: 30A Maximum System Voltage: 1500VDC Power tolerance: ±3% Power Sorting: 0~+5W PV Module Classification: Class II	Electrical Rating At STC 1000W/m²; AM1.5; Cell temperature: 25 °C Sunpal Power Co., Ltd. Add: Room 301, 3 / F Xincheng Electric Power Building 398 Ganquan Road, Shushan District 230088 Hefei City, Anhui Province PEOPLE'S REPUBLIC OF CHINA 		
 www.sunpalpower.com 		<b>SP430M-54H</b> Open Circuit Voltage (Voc): 38.72V Short Circuit Current (Isc): 14.25A Maximum Power (Pmax): 430W MPP Voltage (Vmp): 32.34V Isc & Voc tolerance: ±3%	MPP Current (Imp): 13.30A Maximum Over current protection rating: 30A Maximum System Voltage: 1500VDC Power tolerance: ±3% Power Sorting: 0~+5W PV Module Classification: Class II			
	Electrical Rating At STC 1000W/m²; AM1.5; Cell temperature: 25 °C Sunpal Power Co., Ltd. Add: Room 301, 3 / F Xincheng Electric Power Building 398 Ganquan Road, Shushan District 230088 Hefei City, Anhui Province PEOPLE'S REPUBLIC OF CHINA 					
Description of model differences:	See the corresponding test report					

Doc No.: 168870 Revision: 4 - released




# Form



Product Service

## Data form for critical components and material information

General information / Intended use:	See the corresponding test report
Protective earth connection:	 Grounding hole&Equipotential bonding symbol
Drawing(s) / Picture(s):	See the corresponding test report

# Form



Product Service

## Data form for critical components and material information

Additional information:

Types of terminations:

Type A: wire of flying lead	<input checked="" type="checkbox"/>
Type B: tags, threaded stubs, screws, etc.	<input type="checkbox"/>
Type C: connector	<input type="checkbox"/>
Junction box	<input checked="" type="checkbox"/>

Protection devices:

By-pass Diode	<input checked="" type="checkbox"/>
Fuse	<input type="checkbox"/>
Other	<input type="checkbox"/>

Fire safety class according to UL790:

Class A	<input checked="" type="checkbox"/>
Class B	<input type="checkbox"/>
Class C	<input checked="" type="checkbox"/>

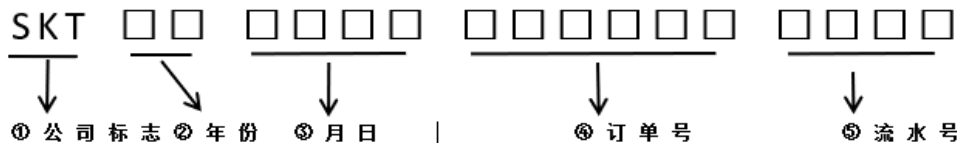
Frame:

Framed	<input checked="" type="checkbox"/>
Frameless	<input checked="" type="checkbox"/>

Designed mechanical load and safety factor:

Positive: 3600Pa,1.5, 1600Pa, 1.5, details, refer to test report  
 Negative: 1600Pa,1.5

Serial No.bar code for sunket:



- ①公司标志: SKT 代表 SUNKET
- ②年份: 2022 年用 22 表示, 2023 年用 23 表示
- ③日期: 12 月 27 日用 1227 表示, 1 月 12 日用 0112 表示
- ④订单号: 用 6 位阿拉伯数字表示
- ⑤流水号: 用 4 位阿拉伯数字表示

Doc No.: 168870 Revision: 4 - released

Project-No.: 701262416801  
 Revision:00  
 Date: 2024-05-23  
 Page 7 of 20



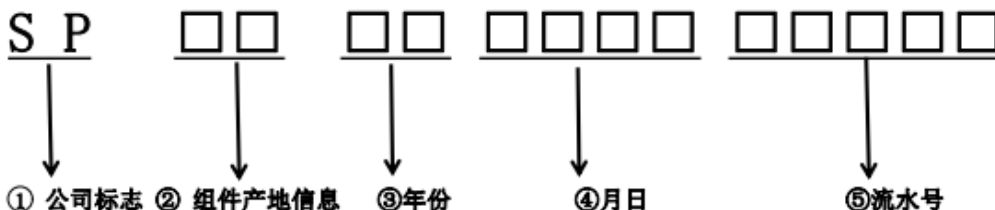
[www.tuvsud.com](http://www.tuvsud.com)

TÜV SÜD Certification and Testing (China) Co., Ltd.  
 Shanghai Branch  
 3-13F, No. 151 Heng Tong Road Shanghai, P. R. China  
 Name of Project Handler: Rui Chen

Data form for critical components and material information

Serial No.bar code for sunpal:

组件条码编码如下:



- ①公司标志: SP 代表 SUNPAL
- ②组件产地信息: 01 表示萨科特工厂车间生产
- ③年份: 2022 年用 22 表示, 2023 年用 23 表示
- ④日期: 12 月 27 日用 1227 表示, 1 月 12 日用 0112 表示
- ⑤流水号: 用 5 位阿拉伯数字表示

Limited materials combinations:

Cell	Encapsulant
M182GBTCONBP, M1589BPERC, M182ABPERCBP	POE, type: Cybright C22 (closed to Superstrate) EPE, type: Cybright T22H (closed to Suberstrate)

Junction box	Adhesive for junction box
OSTA-03	MH-3668
PV-BN221-1	MH-3668
3Qxy	MH-3668

## Data form for critical components and material information

## Critical components and material information:

Kind of component	Manufacturer	Mechanical, electrical and chemical specification	Test report and/or mark from
1-1 cell	Tongwei Solar (Meishan) Co., Ltd.	Mono-Si, Cell type:M182GBTCONBP, 16BB, N type Topcon, Cell dimensions L x W: 182x91 (mm),Cell thickness: 160±16 (µm) Cell area:165.62 (cm <sup>2</sup> )	Tested with appliance
1-2 cell	Tongwei Solar (HEFEI) CO.,LTD	Mono-Si, Cell type: M1589BPERC P type,bifacial,9BB Cell dimensions L x W: 158.75x79.38±0.25 (mm) Cell thickness: 190 ± 19 (µm) Cell area:126.01 (cm <sup>2</sup> )	Tested with appliance
1-3 cell	Tongwei Solar(meishan) Co.,LTD	Mono-Si, Cell type:M182ABPERCBP SE P type,bifacial,10BB Cell dimensions L x W: 182x91±0.25 (mm) Cell thickness: 180 ± 18 (µm) Cell area:163.8 (cm <sup>2</sup> )	Tested with appliance
2-1 Superstrate	Changzhou Almaden Co., Ltd.	Material:AR coating semi-tempered glass, Thickness: 2.0 (mm)	Tested with appliance
2-2 Superstrate	Changzhou Almaden Co., Ltd.	Material:AR coating semi-tempered glass, Thickness: 2.5 (mm)	Tested with appliance
2-3 Superstrate	Changzhou Almaden Co., Ltd.	Material:AR coating tempered glass, Thickness: 4.0 (mm)	Tested with appliance
3-1 Substrate	Changzhou Almaden Co., Ltd.	Type: Semi-tempered glass, with glaze on internal surface (White glaze or black glaze) Thickness:2.0 mm Type: Semi-tempered glass, Thickness:2.0 mm	Tested with appliance
3-2 Substrate	Changzhou Almaden Co., Ltd.	Type: Semi-tempered glass, Thickness:2.5 mm	Tested with appliance
3-3 Superstrate	Changzhou Almaden Co., Ltd.	Material:Tempered glass, Thickness: 4.0 (mm)	Tested with appliance
4 Encapsulant	Cybrid Technologies Inc.	POE, type:Cybright C22 (closed to glass) and EPE, type:Cybright T22H (closed to backsheets), Thickness: 0.50mm for both sides	Tested with appliance
5-1 Junction box	Taizhou chuangda electronic Co., Ltd	Type OSTA-03, 1500VDC, 25A, -40 to 85°C, IP68(1m,1h)	TÜV SÜD
5-2 Junction box	Zhejiang Boneng New Energy Technology Co., Ltd.	Type PV-BN221-1, 1000VDC, 17A, -40 to 85°C, IP65/IP67	TÜV SÜD
5-3 Junction box	QC Solar (Suzhou) Corporation	Type 3Qxy(x=6,y=1), 1500VDC, 20A, -40 to 85°C, IP68(1m,1h)	TÜV SÜD

## Data form for critical components and material information

6 Potting Material inside	JIANGSU MINGHAO NEW MATERIAL TECHNOLOGY CO.,LTD.	TypeMH-3667	Tested with appliance
7 Adhesive for junction box	JIANGSU MINGHAO NEW MATERIAL TECHNOLOGY CO.,LTD.	Type:MH-3668	Tested with appliance
8-1 Cable for photovoltaic equipment	Taizhou chuangda electronic Co., Ltd	Type H1Z2Z2-K or 62930 IEC131 1x4mm <sup>2</sup> , DC 1500V, -40 °C to 90 °C	TÜV Rheinland
8-2 Cable for photovoltaic equipment	Huzhou shangfu Wire&Cable High Technology Co., Ltd.	Type H1Z2Z2-K or 62930 IEC131 1x4mm <sup>2</sup> , DC 1500V, -40 °C to 90 °C	TÜV SÜD
8-3 Cable for photovoltaic equipment	QC Solar (Suzhou) Corporation	Type H1Z2Z2-K 1x4mm <sup>2</sup> , DC 1500V, -40 °C to 90 °C	TÜV Rheinland
9-1Connector for Photovoltaic system	Taizhou chuangda electronic Co., Ltd	Model: PV-TT02,1500V DC,43A, IP68(1m,1h),-40 to 85°C	TÜV SÜD
9-2Connector for Photovoltaic system	Zhejiang Boneng New Energy Technology Co., Ltd.	Model: PV-BN101B,1000V DC,30A, IP68(1m,1h),-40 to 85°C	TÜV SÜD
9-3Connector for Photovoltaic system	QC Solar (Suzhou) Corporation	Model: QC4.10-cd,1500V DC,36A, IP65/IP68(1m,1h),-40 to 85°C	TÜV SÜD
10-1Bypass diode	Taizhou chuangda electronic Co., Ltd	Schottky, Type: MK5045 Max. peak reverse voltage 45V, Forward Rectified current 50A. Max junction temperature 200°C No. of bypass diodes: 3	Tested with appliance
10-2Bypass diode	Yangzhou HY Technology Development Co.,Ltd	Schottky, Type: BN SB3045 Max. peak reverse voltage 45V, Forward Rectified current 30A. Max junction temperature 175°C No. of bypass diodes: 3	Tested with appliance
10-3 Bypass diode	QC Solar (Suzhou) Corporation	Schottky, Type: MK3045 Max. peak reverse voltage 45V, Forward Rectified current 30A. Max junction temperature 200°C No. of bypass diodes: 3	Tested with appliance
11-1 Cell interconnector	Changzhou changfeng electronic techonlogy Co.,Ltd.	Cross section: Φ0.30mm Material: Base composition: TU1 (≥99.97%), Sn60Pb40 Coating thickness 0.025±0.005mm for each side,	Tested with appliance
11-2 Cell interconnector	Suzhou Longshida	Cross section: Φ0.30mm	Tested with appliance



Data form for critical components and material information

	Photovoltaic Technology Co.,Ltd	Material: Base composition: TU1 (≥99.97%), Sn60Pb40 Coating thickness ≥10mm for each side,	
12-1 String connector	Changzhou changfeng electronic techonlogy Co.,Ltd.	Cross section: 0.35x4.0/0.35x6(mm), Material: Base Material: Base composition: TU1 (≥99.97%), Sn60Pb40,Coating thickness 0.025±0.005mm for each side,	Tested with appliance
12-2 String connector	Suzhou Longshida Photovoltaic Technology Co.,Ltd	Cross section: 0.35x5.0/0.35x6(mm), Material: Base Material: Base composition: TU1 (≥99.97%), Sn60Pb40,Coating thickness 0.020±0.005mm for each side,	Tested with appliance
13 Fluxing material	SUZHOU COSTAR ELECTRONIC MATERIAL CO.,LTD	Type:FD-309T1	Tested with appliance
14Frame	Changshu Li'an Aluminum Products Co.,Ltd	Anodized aluminum alloy, type 6005-T6,assembled by key corners, silvery	Tested with appliance
15 Adhesive for frame	JIANGSU MINGHAO NEW MATERIAL TECHNOLOGY CO.,LTD.	Type:MH-3668	Tested with appliance
16 Insulation material between string connectors	Kunshan AFX	Type:AFX EPE-300W Material: insulation composite film	Tested with appliance
17 Fixing tape	3M	Anti-UV PET Tape, type:UV-1	Tested with appliance
18 Label	Avery Dennison(China) Co.,Ltd.	Material: Fasson_ 50 micron White PET TC/S333/BG50#WH	Tested with appliance





Data form for critical components and material information

Electrical Parameter Table:

Product Electrical Ratings at STC:							
Module	SKT590M 10-156D3/ SKT590M 10-156D4/ SKT590M 10-156D5	SKT595M 10-156D3/ SKT595M 10-156D4/ SKT595M 10-156D5	SKT600M 10-156D3/ SKT600M 10-156D4/ SKT600M 10-156D5	SKT605M 10-156D3/ SKT605M 10-156D4/ SKT605M 10-156D5	SKT610M 10-156D3/ SKT610M 10-156D4/ SKT610M 10-156D5	SKT615M 10-156D3/ SKT615M 10-156D4/ SKT615M 10-156D5	SKT620M 10-156D3/ SKT620M 10-156D4/ SKT620M 10-156D5
open-circuit voltage( tolerance±3 %) [V]:	54.75	54.90	55.04	55.17	55.31	55.44	55.58
short-circuit current (tolerance±3%) [A]:	13.71	13.79	13.87	13.95	14.03	14.11	14.19
voltage at max. power [V]:	44.91	45.1	45.26	45.43	45.61	45.78	45.94
current at max. power [A]:	13.14	13.20	13.26	13.32	13.38	13.44	13.50
max. power (with tolerance±3 %) [W]:	590	595	600	605	610	615	620
Maximum System Voltage	1500	1500	1500	1500	1500	1500	1500
Maximum Over-Current Protection Rating [A]	30	30	30	30	30	30	30
Min. creepage distance [mm]	12.0	12.0	12.0	12.0	12.0	12.0	12.0
Product Electrical Ratings at STC:							
Module	SKT625M 10-156D3/ SKT625M 10-156D4/ SKT625M 10-156D5	SKT545M 10-144D3/ SKT545M 10-144D4/ SKT545M 10-144D5	SKT550M 10-144D3/ SKT550M 10-144D4/ SKT550M 10-144D5	SKT555M 10-144D3/ SKT555M 10-144D4/ SKT555M 10-144D5	SKT560M 10-144D3/ SKT560M 10-144D4/ SKT560M 10-144D5	SKT565M 10-144D3/ SKT565M 10-144D4/ SKT565M 10-144D5	SKT570M 10-144D3/ SKT570M 10-144D4/ SKT570M 10-144D5
open-circuit voltage( tolerance±3 %) [V]:	55.72	50.04	50.18	50.32	50.67	50.87	51.07

Doc No.: 168870 Revision: 4 - released





Data form for critical components and material information

short-circuit current (tolerance±3%) [A]:	14.27	13.90	13.98	14.06	14.13	14.19	14.25
voltage at max. power [V]:	46.11	41.33	41.48	41.64	41.96	42.15	42.3
current at max. power [A]:	13.56	13.19	13.26	13.33	13.35	13.41	13.48
max. power (with tolerance±3%) [W]:	625	545	550	555	560	565	570
Maximum System Voltage	1500	1500	1500	1500	1500	1500	1500
Maximum Over-Current Protection Rating [A]	30	30	30	30	30	30	30
Min. creepage distance [mm]	12.0	12.0	12.0	12.0	12.0	12.0	12.0
Product Electrical Ratings at STC:							
Module	SKT575M 10-144D3/ SKT575M 10-144D4/ SKT575M 10-144D5	SKT580M 10-144D3/ SKT580M 10-144D4/ SKT580M 10-144D5	SKT500M 10-132D3/ SKT500M 10-132D4/ SKT500M 10-132D5	SKT505M 10-132D3/ SKT505M 10-132D4/ SKT505M 10-132D5	SKT510M 10-132D3/ SKT510M 10-132D4/ SKT510M 10-132D5	SKT515M 10-132D3/ SKT515M 10-132D4/ SKT515M 10-132D5	SKT520M 10-132D3/ SKT520M 10-132D4/ SKT520M 10-132D5
open-circuit voltage( tolerance±3%) [V]:	51.27	51.47	45.93	46.12	46.31	46.5	46.69
short-circuit current (tolerance±3%) [A]:	14.31	14.37	13.92	13.98	14.04	14.1	14.16
voltage at max. power [V]:	42.45	42.6	38.04	38.24	38.44	38.64	38.84
current at max. power [A]:	13.55	13.62	13.15	13.21	13.27	13.33	13.39
max. power (with tolerance±3%) [W]:	575	580	500	505	510	515	520

Doc No.: 168870 Revision: 4 - released





Data form for critical components and material information

Maximum System Voltage	1500	1500	1500	1500	1500	1500	1500
Maximum Over-Current Protection Rating [A]	30	30	30	30	30	30	30
Min. creepage distance [mm]	12.0	12.0	12.0	12.0	12.0	12.0	12.0
Product Electrical Ratings at STC:							
Module	SKT525M 10-132D3/ SKT525M 10-132D4/ SKT525M 10-132D5	SKT530M 10-132D3/ SKT530M 10-132D4/ SKT530M 10-132D5	SKT455M 10-120D3/ SKT455M 10-120D4/ SKT455M 10-120D5	SKT460M 10-120D3/ SKT460M 10-120D4/ SKT460M 10-120D5	SKT465M 10-120D3/ SKT465M 10-120D4/ SKT465M 10-120D5	SKT470M 10-120D3/ SKT470M 10-120D4/ SKT470M 10-120D5	SKT475M 10-120D3/ SKT475M 10-120D4/ SKT475M 10-120D5
open-circuit voltage( tolerance±3 %) [V]:	46.88	47.07	41.87	42.05	42.22	42.38	42.54
short-circuit current (tolerance± 3%) [A]:	14.22	14.28	13.91	13.99	14.07	14.15	14.23
voltage at max. power [V]:	39.04	39.24	34.56	34.73	34.9	35.06	35.22
current at max. power [A]:	13.45	13.51	13.17	13.25	13.33	13.41	13.49
max. power (with tolerance±3 %) [W]:	525	530	455	460	465	470	475
Maximum System Voltage	1500	1500	1500	1500	1500	1500	1500
Maximum Over-Current Protection Rating [A]	30	30	30	30	30	30	30
Min. creepage distance [mm]	12.0	12.0	12.0	12.0	12.0	12.0	12.0
Product Electrical Ratings at STC:							

Doc No.: 168870 Revision: 4 - released

Project-No.: 701262416801  
 Revision:00  
 Date: 2024-05-23  
 Page 14 of 20



[www.tuvsud.com](http://www.tuvsud.com)

TÜV SÜD Certification and Testing (China) Co., Ltd.  
 Shanghai Branch  
 3-13F, No. 151 Heng Tong Road Shanghai, P. R. China  
 Name of Project Handler: Rui Chen



Data form for critical components and material information

Module	SKT480M 10-120D3/ SKT480M 10-120D4/ SKT480M 10-120D5	SKT410M 10-108D4/ SKT410M 10-108D5/ SKT410M 10-108D6	SKT415M 10-108D4/ SKT415M 10-108D5/ SKT415M 10-108D6	SKT420M 10-108D4/ SKT420M 10-108D5/ SKT420M 10-108D6	SKT425M 10-108D4/ SKT425M 10-108D5/ SKT425M 10-108D6	SKT430M 10-108D4/ SKT430M 10-108D5/ SKT430M 10-108D6	SKT435M 10-108D4/ SKT435M 10-108D5
open-circuit voltage (tolerance±3%) [V]:	42.71	38.2	38.33	38.46	38.59	38.72	38.85
short-circuit current (tolerance±3%) [A]:	14.31	13.93	14.01	14.09	14.17	14.25	14.33
voltage at max. power [V]:	35.39	31.6	31.79	31.97	32.16	32.34	32.52
current at max. power [A]:	13.57	12.98	13.06	13.14	13.22	13.3	13.38
max. power (with tolerance±3%) [W]:	480	410	415	420	425	430	435
Maximum System Voltage	1500	1500	1500	1500	1500	1500	1500
Maximum Over-Current Protection Rating [A]	30	30	30	30	30	30	30
Min. creepage distance [mm]	12.0	12.0	12.0	12.0	12.0	12.0	12.0

Product Electrical Ratings at STC:							
Module	SKT230M 10-60D5	SKT235M 10-60D5	SKT240M 10-60D5	SKT180M 10-48D5	SKT185M 10-48D5	SKT190M 10-48D5	SKT135M 10-36D5
open-circuit voltage (tolerance±3%) [V]:	20.76	20.91	21.15	16.51	16.63	16.82	12.46
short-circuit current (tolerance±3%) [A]:	13.54	13.65	13.72	13.42	13.57	13.68	13.24
voltage at max. power [V]:	17.95	18.25	18.51	14.16	14.4	14.75	10.76





Data form for critical components and material information

current at max. power [A]:	12.82	12.88	12.97	12.72	12.85	12.89	12.55
max. power (with tolerance±3%) [W]:	230	235	240	180	185	190	135
Maximum System Voltage	1500	1500	1500	1500	1500	1500	1500
Maximum Over-Current Protection Rating [A]	30	30	30	30	30	30	30
Min. creepage distance [mm]	12.0	12.0	12.0	12.0	12.0	12.0	12.0
Product Electrical Ratings at STC:							
Module	SKT140M 10-36D5	SKT145M 10-36D5	SKT90M1 0-24D5	SKT95M1 0-24D5	SKT100M 10-24D5	SKT45M1 0-12D5	SKT50M1 0-12D5
open-circuit voltage( tolerance±3%) [V]:	12.56	12.73	8.30	8.39	8.48	4.15	4.24
short-circuit current (tolerance±3%) [A]:	13.52	13.75	13.25	13.72	14.24	13.25	14.24
voltage at max. power [V]:	10.99	11.12	7.19	7.35	7.5	3.59	3.7
current at max. power [A]:	12.75	13.05	12.53	12.94	13.51	12.53	13.51
max. power (with tolerance±3%) [W]:	140	145	90	95	100	45	50
Maximum System Voltage	1500	1500	1500	1500	1500	1500	1500
Maximum Over-Current Protection Rating [A]	30	30	30	30	30	30	30
Min. creepage	12.0	12.0	12.0	12.0	12.0	12.0	12.0

Doc No.: 168870 Revision: 4 - released

Project-No.: 701262416801  
 Revision:00  
 Date: 2024-05-23  
 Page 16 of 20



[www.tuvsud.com](http://www.tuvsud.com)

TÜV SÜD Certification and Testing (China) Co., Ltd.  
 Shanghai Branch  
 3-13F, No. 151 Heng Tong Road Shanghai, P. R. China  
 Name of Project Handler: Rui Chen



Data form for critical components and material information

distance [mm]							
Product Electrical Ratings at STC:							
Module	SKT275M 10-72D5	SKT280M 10-72D5	SKT285M 10-72D5	SKT290M 10-72D5	SKT250M 10-64D5	SKT255M 10-64D5	SKT215M 10-56D5
open-circuit voltage( tolerance±3 %) [V]:	24.91	25.02	25.16	25.45	22.27	22.5	19.38
short-circuit current (tolerance± 3%) [A]:	13.49	13.62	13.73	13.76	13.65	13.72	13.55
voltage at max. power [V]:	21.54	21.74	22.03	22.21	19.40	19.68	16.75
current at max. power [A]:	12.77	12.88	12.94	13.06	12.89	12.96	12.84
max. power (with tolerance±3 %) [W]:	275	280	285	290	250	255	215
Maximum System Voltage	1500	1500	1500	1500	1500	1500	1500
Maximum Over-Current Protection Rating [A]	30	30	30	30	30	30	30
Min. creepage distance [mm]	12.0	12.0	12.0	12.0	12.0	12.0	12.0
Product Electrical Ratings at STC:							
Module	SKT220M 10-56D5	SKT150M 10-40D5	SKT155M 10-40D5	SKT160M 10-40D5	SKT120M 10-32D5	SKT125M 10-32D5	SKT60M1 0-16D5
open-circuit voltage( tolerance±3 %) [V]:	19.52	13.84	13.88	14.14	11.07	11.15	5.54
short-circuit current (tolerance± 3%) [A]:	13.69	13.24	13.6	13.66	13.24	13.61	13.23
voltage at max. power [V]:	17.02	11.97	12.04	12.34	9.57	9.73	4.79

Doc No.: 168870 Revision: 4 - released

Project-No.: 701262416801  
 Revision:00  
 Date: 2024-05-23  
 Page 17 of 20



[www.tuvsud.com](http://www.tuvsud.com)

TÜV SÜD Certification and Testing (China) Co., Ltd.  
 Shanghai Branch  
 3-13F, No. 151 Heng Tong Road Shanghai, P. R. China  
 Name of Project Handler: Rui Chen



Data form for critical components and material information

current at max. power [A]:	12.93	12.54	12.87	12.97	12.54	12.85	12.55
max. power (with tolerance±3%) [W]:	220	150	155	160	120	125	60
Maximum System Voltage	1500	1500	1500	1500	1500	1500	1500
Maximum Over-Current Protection Rating [A]	30	30	30	30	30	30	30
Min. creepage distance [mm]	12.0	12.0	12.0	12.0	12.0	12.0	12.0

Product Electrical Ratings at STC:							
Module	SKT65M1 0-28D4	SKT70M1 0-28D4	SKT75M1 0-28D4	SKT150M1 0-42D4	SKT155M1 0-42D4	SKT160M1 0-42D4	-
open-circuit voltage( tolerance±3% ) [V]:	9.24	9.31	9.38	14.45	14.55	14.66	-
short-circuit current (tolerance±3%) [A]:	9.72	9.82	9.92	12.70	12.90	13.21	-
voltage at max. power [V]:	7.84	7.91	7.98	12.63	12.74	12.85	-
current at max. power [A]:	8.30	8.85	9.40	11.88	12.17	12.45	-
max. power (with tolerance±3%) [W]:	65	70	75	155	160	165	-
Maximum System Voltage	1000	1000	1000	1500	1500	1500	-
Maximum Over-Current Protection Rating [A]	20	20	20	25	25	25	-
Min. creepage distance [mm]	12.0	12.0	12.0	12.0	12.0	12.0	-

Doc No.: 168870 Revision: 4 - released

Project-No.: 701262416801  
 Revision:00  
 Date: 2024-05-23  
 Page 18 of 20



[www.tuvsud.com](http://www.tuvsud.com)

TÜV SÜD Certification and Testing (China) Co., Ltd.  
 Shanghai Branch  
 3-13F, No. 151 Heng Tong Road Shanghai, P. R. China  
 Name of Project Handler: Rui Chen



Data form for critical components and material information

Product Electrical Ratings at STC:							
Module	SKT630M10-156D3 SKT630M10-156D4 SKT630M10-156D5	SKT585M10-144D3 SKT585M10-144D4 SKT585M10-144D5	SKT535M10-132D3 SKT535M10-132D4 SKT535M10-132D5	SKT485M10-120D3 SKT485M10-120D4 SKT485M10-120D5	SKT440M10-108D4 SKT440M10-108D5	-	-
open-circuit voltage (tolerance±3%) [V]:	55.86	51.67	47.26	42.88	39.8	-	-
short-circuit current (tolerance±3%) [A]:	14.35	14.43	14.34	14.39	14.41	-	-
voltage at max. power [V]:	46.28	42.75	39.44	35.56	32.7	-	-
current at max. power [A]:	13.62	13.69	13.57	13.65	13.46	-	-
max. power (with tolerance±3%) [W]:	630	585	535	485	440	-	-
Maximum System Voltage	1500	1500	1500	1500	1500	-	-
Maximum Over-Current Protection Rating [A]	30	30	30	30	30	-	-
Min. creepage distance [mm]	12.0	12.0	12.0	12.0	12.0	-	-

Product Electrical Ratings at STC:							
Module	SKT165M10-42D4	SKT170M10-42D4	SKT175M10-42D4	-	-	-	-
open-circuit voltage (tolerance±3%) [V]:	14.72	14.78	14.84	-	-	-	-
short-circuit current (tolerance±3%) [A]:	13.57	13.93	14.29	-	-	-	-
voltage at max. power [V]:	12.92	12.99	13.06	-	-	-	-



**Form**



Product Service

**Data form for critical components and material information**

current at max. power [A]:	12.77	13.09	13.41	-	-	-	-
max. power (with tolerance $\pm$ 3%) [W]:	165	170	175	-	-	-	-
Maximum System Voltage	1500	1500	1500	-	-	-	-
Maximum Over-Current Protection Rating [A]	25	25	25	-	-	-	-
Min. creepage distance [mm]	12.0	12.0	12.0	-	-	-	-

**Signature of the Certification Holder:**

Name, seal and signature of Certificate Holder:	Rita Zhang <i>Rita Zhang</i>
Date:	2024-05-23

