


BiMAX 6N

700~730W

210mm 132Cells Double Glass Bifacial Mono PV Module Series

N TYPE

23.50%
Max. Module Efficiency



Sunpal N Type Linear Warranty



SMBB Technology
Half Cut N Type Cell



High Energy
Performance



100% Inspection
30years Guarantee



Fire Class A




Strengthened
Mechanical Load



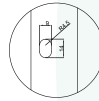
Advanced Bifacial
Efficiency

BiMAX 6N 700~730W



All Dimensions in mm

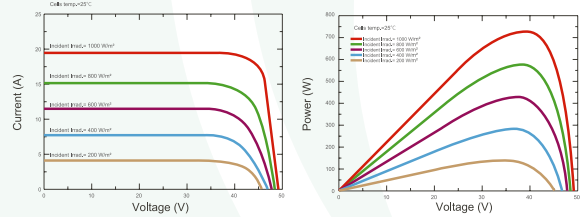
The above drawing is a graphical representation of the product,



Unit: mm



Current-Voltage & Power-Voltage Curves(SP730M-66H)



Electrical Characteristics(STC/NMOT)

Module Type	SP700M-66H		SP705M-66H		SP710M-66H		SP715M-66H		SP720M-66H		SP725M-66H		SP730M-66H	
	STC	NOCT	STC	NOCT	STC	NOCT	STC	NOCT	STC	NOCT	STC	NOCT	STC	NOCT
Test Conditions	STC	NOCT	STC	NOCT	STC	NOCT	STC	NOCT	STC	NOCT	STC	NOCT	STC	NOCT
Maximum Power- Pmax(W)	700	529	705	533	710	537	715	541	720	545	725	549	730	553
Open Circuit Voltage - Voc(V)	47.90	45.40	48.10	45.50	48.30	45.70	48.50	45.90	48.70	46.10	48.90	46.30	49.10	46.50
Short - Circuit Current - Isc(A)	18.49	14.91	18.54	14.95	18.59	14.99	18.64	15.03	18.69	15.07	18.74	15.11	18.79	15.15
Voltage at Pmax -Vmp(V)	40.00	37.80	40.20	38.00	40.40	38.20	40.60	38.40	40.80	38.60	41.00	38.80	41.20	39.00
Current at Pmax -Imp(A)	17.51	14.00	17.54	14.03	17.58	14.06	17.62	14.09	17.65	14.12	17.69	14.15	17.72	14.18
Module Efficiency -nm(%)	22.5	/	22.7	/	22.9	/	23.0	/	23.2	/	23.3	/	23.5	/
Power Tolerance(W)	(0, +4.99W)													
Maximum System Voltage(V)	1500Vdc (IEC/UL61730)													
Maximum Series Fuse Rating (A)	35A													

*STC :Irradiance 1000W/m²,Cell Temperature 25°C, Air Mass 1.5

*NOCT : Irradiance 800W/m²,Ambient Temperature 20°C, Air Mass1.5, Wind Speed 1m/s

*Measurement tolerance: ±3% *Power binning up to: +3%

Mechanical Specifications

External Dimensions	2384x1303x33mm
Weight	37.8kg
Solar Cells	Mono crystalline 210mm (2x66pcs)
Front Glass	AR Coated 2+2 mm tempered glass
Frame	Anodized aluminum alloy
Junction Box	IP68
Output Cables	4.0mm ² ,300mm(+),300mm(-), length can be customized
Connector	MC4 Compatible
Mechanical Load	Front Side Max. 5400Pa, Rear Side Max.2400Pa

Temperature characteristics

Pmax Temperature Coefficient	-0.290%/°C
Voc Temperature Coefficient	-0.250%/°C
Isc Temperature Coefficient	+0.045%/°C
Operating Temperature Range	-40~+85°C
Nominal Operating Cell Temperature(NOCT)	45±2°C

Bifacial Output Rear Side Power Gain

*Take SP715M-66H as an example.

Power Gain	5%	10%	25%
Maximum Power- Pmax(W)	750.8	786.5	893.8
Open Circuit Voltage - Voc(V)	48.50	48.50	48.50
Short- Circuit Current - Isc(A)	19.57	20.50	23.30
Voltage at Pmax -Vmp(V)	40.60	40.60	40.60
Current at Pmax -Imp(A)	18.50	19.38	22.03

Packing configuration

Pallet Dimensions	1320x1140x2550mm		
Ways of Transport	40'HQ	13m Flatbed Truck	17.5m Flatbed Truck
Pieces per Pallet	34Pcs	34 Pcs	34 Pcs
Pallets per Container	18 Pallets	18 Pallets	23Pallets
Pieces per Container	612Pcs	612Pcs	782Pcs