


BiMAX 6R

500~525W

210x182mm 16BB 108Cells All Black
Double Glass Bifacial N Type
Mono Half Cell PV Module Series

N TYPE



23.61%

Max. Module Efficiency

Sunpal N Type Linear Warranty



SMBB Technology
Half Cut N Type Cell



High Energy
Performance



100% Inspection
30years Guarantee



Fire Class A

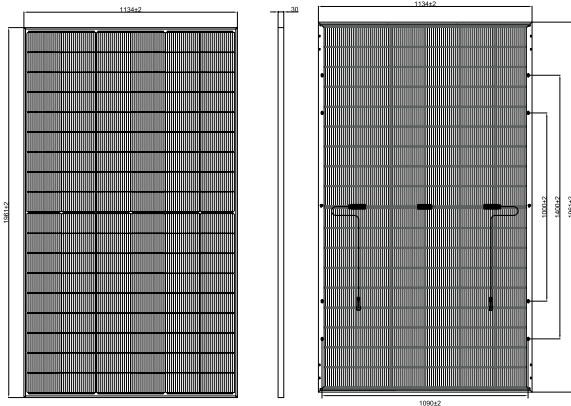


5400Pa
Strengthened
Mechanical Load



anti
PID
Advanced Bifacial
Efficiency

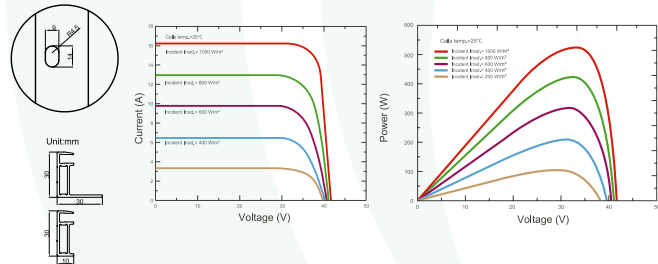
BiMAX 6R 500~525W



All Dimensions in mm

The above drawing is a graphical representation of the product,

Current-Voltage & Power-Voltage Curves(SP525M-54H)



Electrical Characteristics(STC/NMOT)

Module Type	SP500M-54H		SP505M-54H		SP510M-54H		SP515M-54H		SP520M-54H		SP525M-54H	
	STC	NMOT	STC	NMOT	STC	NMOT	STC	NMOT	STC	NMOT	STC	NMOT
Test Conditions	STC	NMOT	STC	NMOT	STC	NMOT	STC	NMOT	STC	NMOT	STC	NMOT
Maximum Power- Pmax(W)	500	377.5	505	381.3	510	385.1	515	388.9	520	392.7	525	396.5
Open Circuit Voltage - Voc(V)	39.90	37.84	40.09	38.00	40.28	38.16	40.47	38.32	40.66	38.48	40.85	38.64
Short - Circuit Current - Isc(A)	15.93	12.89	16.00	12.95	16.05	13.01	16.10	13.07	16.15	13.13	16.20	13.19
Voltage at Pmax -Vmp(V)	33.18	31.02	33.33	31.15	33.48	31.28	33.63	31.41	33.78	31.54	33.93	31.67
Current at Pmax -Imp(A)	15.07	12.17	15.15	12.24	15.23	12.31	15.31	12.38	15.39	12.45	15.47	12.52
Module Efficiency -nm(%)	22.48	/	22.71	/	22.93	/	23.16	/	23.38	/	23.61	/

Power Tolerance(W)

(0, +5W)

Maximum System Voltage(V)

1500Vdc (IEC/UL61730)

Maximum Series Fuse Rating (A)

30A

*STC :Irradiance 1000W/m²,Cell Temperature 25°C, Air Mass 1.5

*NMOT : Irradiance 800W/m²,Ambient Temperature 20°C, Air Mass1.5, Wind Speed 1m/s

*Measurement tolerance: ±3% *Power binning up to: +3%

Mechanical Specifications

External Dimensions	1961x1134x30mm
Weight	23.9kg
Solar Cells	N-Type 16BB 182x105mm (2x54pcs)
Front Glass	AR Coated 1.6+1.6mm tempered glass
Frame	Anodized aluminum alloy
Junction Box	IP68
Output Cables	4.0mm ² ,300mm(+),300mm(-), length can be customized
Connector	MC4 Compatible
Mechanical Load	Front Side Max. 5400Pa, Rear Side Max.2400Pa

Temperature characteristics

Pmax Temperature Coefficient	-0.290%/°C
Voc Temperature Coefficient	-0.250%/°C
Isc Temperature Coefficient	+0.045%/°C
Operating Temperature Range	-40~+85°C
Nominal Operating Cell Temperature(NOCT)	45±2°C

Bifacial Output Rear Side Power Gain

*Take SP525M-54H as an example.

Power Gain	5%	10%	20%
Maximum Power- Pmax(W)	551.3	577.5	630.0
Open Circuit Voltage - Voc(V)	40.85	40.85	40.85
Short- Circuit Current - Isc(A)	16.97	17.77	19.38
Voltage at Pmax -Vmp(V)	33.93	33.93	33.93
Current at Pmax -Imp(A)	16.25	17.02	18.57

Packing configuration

Pallet Dimensions	1980x1140x1275mm		
Ways of Transport	40'HQ	13m Flatbed Truck	17.5m Flatbed Truck
Pieces per Pallet	37 Pcs	37 Pcs	37 Pcs
Pallets per Container	24 Pallets	24 Pallets	28 Pallets
Pieces per Container	888 Pcs	888 Pcs	1036 Pcs