


HiMAX 6R

610~630W

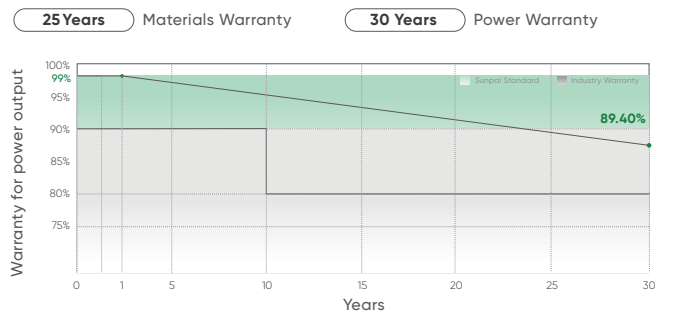
210x182mm 16BB 132Cells N Type Mono Half Cell PV Module Series

N TYPE

23.30%
Max. Module Efficiency



Sunpal N Type Linear Warranty



SMBB Technology
Half Cut N Type Cell



High Energy
Performance



100% Inspection
30years Guarantee



Fire Class A

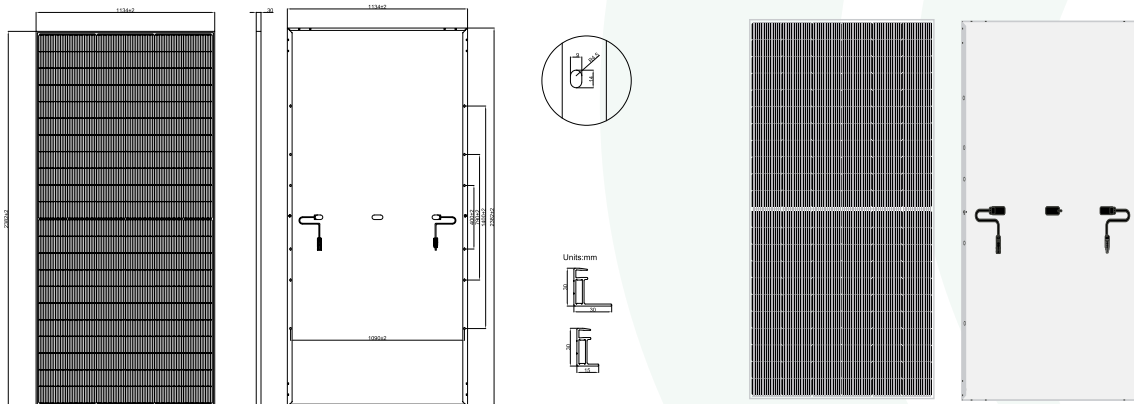


5400Pa
Strengthened
Mechanical Load



anti
PID
Anti PID

HiMAX 6R 610~630W



All Dimensions in mm
The above drawing is a graphical representation of the product,

Electrical Characteristics(STC/NMOT)

Module Type	SP610M-66H		SP615M-66H		SP620M-66H		SP625M-66H		SP630M-66H	
	STC	NMOT	STC	NMOT	STC	NMOT	STC	NMOT	STC	NMOT
Test Conditions	STC	NMOT	STC	NMOT	STC	NMOT	STC	NMOT	STC	NMOT
Maximum Power- Pmax(W)	610	460.7	615	464.4	620	468.2	625	471.9	630	475.7
Open Circuit Voltage - Voc(V)	48.70	46.24	48.90	46.43	49.10	46.62	49.30	46.81	49.50	47.00
Short-Circuit Current - Isc(A)	15.95	12.88	16.01	12.93	16.07	12.98	16.13	13.03	16.19	13.08
Voltage at Pmax -Vmp(V)	40.48	37.92	40.62	38.10	40.76	38.25	40.91	38.42	41.04	38.59
Current at Pmax -Imp(A)	15.07	12.15	15.14	12.19	15.21	12.24	15.28	12.28	15.35	12.33
Module Efficiency -nm(%)	22.60	/	22.80	/	23.00	/	23.10	/	23.30	/

Power Tolerance(W) (0, +5W)

Maximum System Voltage(V) 1500Vdc (IEC/UL61730)

Maximum Series Fuse Rating (A) 30A

*STC :Irradiance 1000W/m²,Cell Temperature 25°C, Air Mass 1.5

*NOCT : Irradiance 800W/m²,Ambient Temperature 20°C, Air Mass1.5, Wind Speed 1m/s

*Measurement tolerance: ±3% *Power binning up to: +3%

Mechanical Specifications

External Dimensions	2382x1134x30mm
Weight	28.5kg
Solar Cells	N-Type 16BB 182x105mm(2x66pcs)
Front Glass	AR Coated 3.2mm tempered glass
Frame	Anodized aluminum alloy
Junction Box	IP68
Output Cables	4.0mm ² ,300mm(+),300mm(-), length can be customized
Connector	MC4 Compatible
Mechanical Load	Front Side Max. 5400Pa, Rear Side Max.2400Pa

Temperature characteristics

Pmax Temperature Coefficient	-0.290%/°C
Voc Temperature Coefficient	-0.250%/°C
Isc Temperature Coefficient	+0.045%/°C
Operating Temperature Range	-40~+85°C
Nominal Operating Cell Temperature(NOCT)	45±2°C

Packing configuration

Pallet Dimensions	2390x1140x1275mm		
Ways of Transport	40'HQ	13m Flatbed Truck	17.5m Flatbed Truck
Pieces per Pallet	37 Pcs	37 Pcs	37 Pcs
Pallets per Container	20 Pallets	20 Pallets	26 Pallets
Pieces per Container	740 Pcs	740 Pcs	962 Pcs

Current-Voltage & Power-Voltage Curves(SP630M-66H)

